


Controlling Pest Vine Invaders

**EVERYONE'S
RESPONSIBILITY**



Pest Vine Invaders

Included in the Tasman-Nelson Regional Pest Management Plan.

BANANA PASSIONFRUIT – *Passiflora tripartita var. mollissima*

Tropical North, South America

Sustained Control Pest Plant – Golden Bay District to Riwaka



Remove – Dig and pull up roots, cut vines off above ground level to prevent layering.

Stump treat – Cut vine off at ground level and paint vine stump top with a Glyphosate 450 or Metsulfuron-Methyl or Picloram based herbicide gel (*see back page*).

Foliar spray – Spray with 200 ml Glyphosate 360 and 5 gm Metsulfuron-Methyl 600 and 10 ml penetrant / 10 litre.

Basal spray – Using X Tree Wet & Dry® Basal herbicide, thoroughly wet the entire circumference of the lower vine from the root collar up the vine 300 mm.

NPPA Pest Plant (*see back page*).

BLACKBERRY – *Rubus fruticosus*

Northern Hemisphere temperate

Boundary Rules Pest Plant Tasman and Nelson Districts



Remove – Dig and pull out small plants.

Stump treat – Cut vine off at ground level and paint vine stump top with a Glyphosate 240 based herbicide gel (*see back page*).

Foliar spray – Spray during active growth with 10 gm Metsulfuron-Methyl 600 and 10 ml penetrant / 10 litre or 200 ml Glyphosate 360 and 20 ml penetrant / 10 litre.

BOMAREA – *Bomarea multiflora*

South America

Progressive Containment Pest Plant Tasman and Nelson Districts



Difficult to control.

If located please contact your local Biosecurity Officer (*see back page*).

NPPA Pest Plant (*see back page*).

CATHEDRAL BELLS – *Cobaea scandens*

Central and South America

Eradication Pest Plant Tasman and Nelson Districts



Difficult to control.

If located please contact your local Biosecurity Officer (*see back page*).

NPPA Pest Plant (*see back page*).

CHOCOLATE VINE – *Akebia quinata*

Japan, China, Korea

Sustained Control Pest Plant Tasman and Nelson Districts



Remove – Small infestations can be cut out, and dig out roots. Susceptible to such disturbance. Pull seedlings.

Foliar spray – Cut vines at waist height and then spray below this point with 200 ml Glyphosate 360 and 5 gm Metsulfuron-Methyl 600 and 10 ml penetrant / 10 litre.

NPPA Pest Plant (*see back page*).

CLIMBING ASPARAGUS – *Asparagus scandens*

South Africa

Sustained Control Pest Plant – Eastern Golden Bay containment area



Remove – Cut vegetation and dig out tubers. Dispose of tubers at landfill.

Foliar spray – Spray with 200 ml Glyphosate 360 and 10 ml penetrant/ 10 litre.

Basal spray – Using X Tree Wet & Dry® Basal herbicide, thoroughly wet the entire circumference of the lower vine from the root collar up the vine 300 mm.

NPPA Pest Plant (see back page).

CLIMBING SPINDBERRY – *Celastrus orbiculatus*

Asia

Eradication Pest Plant Tasman and Nelson Districts



Difficult to control.

If located please contact your local Biosecurity Officer (see back page).

NPPA Pest Plant (see back page).



Climbing asparagus

CONVOLVULUS, GIANT BINDWEED – *Calystegia silvatica*

Southern Europe

Site-Led Pest Plant, St Arnaud Village



Remove – Hand-pull, dig out roots. Dispose of roots at a landfill.

Foliar spray – Cut vines at waist height and then spray below this point with 120 ml Banvine® and 10 ml penetrant / 10 litre.

MADEIRA VINE – *Anredera cordifolia*

South America

Eradication Pest Plant Tasman and Nelson Districts



Difficult to control.

If located please contact your local Biosecurity Officer (*see back page*).

NPPA Pest Plant (*see back page*).



OLD MAN'S BEARD – *Clematis vitalba*

Europe, South west Asia

Sustained Control Pest Plant – Golden Bay to Riwaka and Upper Buller Catchment



Stump treat – Cut vine off at ground level and paint vine stump top with a Glyphosate 450 or Metsulfuron-Methyl or Picloram based herbicide gel (*see back page*).

Foliar spray – Spray with 200 ml Glyphosate 360 and 10 ml penetrant / 10 litre or 5 gm Metsulfuron-Methyl 600 and 10 ml penetrant / 10 litre.


NPPA Pest Plant (*see back page*).



WILDING KIWIFRUIT – *Actinidia deliciosa*

North-Central and Eastern China

Eradication Pest Plant Tasman and Nelson Districts



Remove – Hand pull seedlings. If digging out a wild kiwifruit vine, the entire woody root mass must be removed, as root fragments will resprout.

Stump treat – Cut vines off at ground level and paint vine stump top with a Picloram based herbicide gel (*see back page*) or 100 ml Tordon® Brushkiller XT / 1 litre.

Drill and fill – Drill downward sloping holes (80 mm deep, 20mm diameter) around the trunk every 100 mm. Fill each hole with 10 ml of undiluted Tordon® Brushkiller XT.


Foliar spray – Apply 60 ml Tordon® Brushkiller XT and 10 ml penetrant / 10 litre. Foliar spray is suitable when wild kiwifruit has formed a ground mound of tangled vines.

Basal spray – Using X Tree Wet & Dry® Basal herbicide thoroughly wet the entire circumference of the lower vine, from the root collar up the vine 300 mm.

Other Pest Vine Invaders

BLUE MORNING GLORY – *Ipomoea indica*

Tropics



Remove – Hand-pull, dig out roots. Dispose of roots at a landfill.

Foliar spray – Cut vines at waist height then spray below this point with 120 ml Banvine® and 10 ml penetrant / 10 litre.

NPPA Pest Plant (*see back page*).



BLUE PASSION FLOWER – *Passiflora caerulea*

South America



Remove – Hand pull or dig seedlings. Dig out vine roots.

Stump treat – Cut at ground level and paint stump top with a Glyphosate 450 or Metsulfuron-Methyl or Picloram based herbicide gel (*see back page*).

Foliar spray – Spray with 5 gm Metsulfuron-Methyl 600 and 150 ml Glyphosate 360 and 10 ml penetrant / 10 litre.

NPPA Pest Plant (*see back page*).

BRIDAL CREEPER, SMILAX – *Asparagus asparagoides*

South Africa



Remove – Grub out small scattered plants, dig out tubers and dispose at landfill.

Foliar spray – Cut vines at waist height, and then spray below this point with 200 ml Glyphosate 360 and 20 ml penetrant / 10 litre.

NPPA Pest Plant (*see back page*).

CAPE HONEYSUCKLE – *Tecomaria capensis*

South Africa



Remove – Cut and grub out roots.

Stump treat – Cut at ground level and paint vine stump top with a Metsulfuron-Methyl based herbicide gel (*see back page*).

Foliar spray – Spray with 5 gm Metsulfuron-Methyl 600 and 150 ml Glyphosate 360 and 10 ml penetrant / 10 litre.

CAPE IVY – *Senecio angulatus*

South Africa



Remove – Slash small infestations, grub out regrowth.

Stump treat – Cut vine off at ground level and paint vine stump top with a Glyphosate 120 or Metsulfuron-Methyl based herbicide gel (*see back page*).

Foliar spray – Cut vines at waist height, and then spray below this point, with 100 ml Glyphosate 360 and 20 ml penetrant / 10 litre or 2 gm Metsulfuron-Methyl 600 and 10 ml penetrant / 10 litre.

CLIMBING DOCK – *Rumex sagittatus*

South America




Remove – Dig out tubers and rhizomes, small sites only (spring – summer). Dispose of at a refuse transfer station or burn.

Foliar spray – Spray with 200 ml Glyphosate 360 and or 5 gm Metsulfuron-Methyl 600 and 10 ml penetrant / 10 litre.

ELAEAGNUS – *Elaeagnus reflexa*

Japan



Remove – Dig out with machinery if possible. Do not mulch.

Stump treat – Cut vine off at ground level and paint vine stump top with a Glyphosate 450 or Picloram based herbicide gel (*see back page*).

Foliar spray – Spray with 5 gm Metsulfuron-Methyl 600 / 10 litre and 20 ml penetrant or 60 ml Tordon® Brushkiller XT and 20 ml penetrant / 10 litre.

Basal spray – Using X Tree Wet & Dry® Basal herbicide, thoroughly wet the entire circumference of the lower vine from the root collar up the vine 300 mm.

ENGLISH IVY – *Hedera helix*

Europe , North Africa, Tropical and Sub Tropical Asia



Stump treat – Cut vine off at ground level and paint vine stump top with a Metsulfuron-Methyl or Glyphosate 450 based herbicide gel (see back page).

Foliar spray – Spray in summer with 5 gm Metsulfuron-Methyl 600 and 10 ml penetrant / 10 litre.

GERMAN IVY – *Delairea odorata*

South Africa




Remove – Hand pull or dig out scattered plants and seedlings.

Stump treat – Cut vine off at ground level and paint vine stump top with a Glyphosate 120 or Metsulfuron-Methyl based herbicide gel (see back page).

Foliar spray – Cut vines at waist height and then spray below this point with 100 ml Glyphosate 360 and 20 ml penetrant / 10 litre or 2 gm Metsulfuron-Methyl 600 and 10 ml penetrant / 10 litre.

JAPANESE HONEYSUCKLE – *Lonicera japonica*

Japan



Remove – Cut and dig roots out.

Stump treat – Cut vine off at ground level and paint vine stump top with a Metsulfuron-Methyl or Picloram or Glyphosate 450 based herbicide gel (see back page).

Foliar spray – Cut vines at waist height and then spray below this with 5 gm Metsulfuron-Methyl 600 and 10 ml penetrant / 10 litre or 60 ml Tordon® Brushkiller XT and 10 ml penetrant / 10 litre.

Basal spray – Using X Tree Wet & Dry® Basal herbicide, thoroughly wet the entire circumference of the lower vine from the root collar up the vine 300 mm.

NPPA Pest Plant (see back page).



JASMINE – *Jasminum polyanthum*

West China



Stump treat – Cut vine off at ground level and paint vine stump top with a Metsulfuron-Methyl based herbicide gel (*see back page*) or 250 ml Banvine® and 10 ml penetrant / 1 litre.

Foliar spray – Cut vines at waist height and then spray below this point with 200 ml Glyphosate 360 and 5 gm Metsulfuron-Methyl 600 and 20 ml penetrant / 10 litre or 120 ml Banvine® and 10 ml penetrant / 10 litre.

LICORICE-PLANT OR SILVER-BUSH – *Helichrysum petolare*

South Africa



Remove – Cut and dig out roots.

Foliar spray – Spray with 5 gm Metsulfuron-Methyl 600 and 150 ml Glyphosate 360 and 10 ml penetrant / 10 litre.

MOTH PLANT – *Araujia sericifera*

Brazil, Argentina, Paraguay, Uruguay



Remove – Dig and pull out small plants.

Stump treat – Cut vine off at ground level and paint vine stump top with 20 ml Banvine® / 1 litre or 10 ml Tordon® Brushkiller XT / 1 litre or Picloram based herbicide gel (*see back page*). If using Picloram, paint approx 20 cm of the stem below the cut as well.

Foliar spray – In summer 30 ml Tordon® Brushkiller XT and 10 ml penetrant / 10 litre or 120 ml Banvine® and 10 ml penetrant / 10 litre.

Basal spray – Using X Tree Wet & Dry® Basal herbicide, thoroughly wet the entire circumference of the lower vine from the root collar up the vine 300 mm.

NPPA Pest Plant (*see back page*).



WONGA WONGA – *Pandorea pandorana*

New Guinea, Australia



Remove – Hand pull or dig small infestations.

Stump treat – Cut vine off at ground level and paint vine stump top with a Glyphosate 450 or Picloram based herbicide gel (*see back page*) or 100 ml Tordon® Brushkiller XT / 1 litre or 100 ml Triclopyr 600 EC / 1 litre.

Foliar spray – Cut vines at waist height and then spray below this point with 200 ml Glyphosate 360 and 5 gm Metsulfuron-Methyl 600 and 20 ml penetrant / 10 litre.



Herbicides notes – always read label instructions!

Banvine® – Contains 2, 4 – D and Dicamba both as amine salts.

Glyphosate 360 – Brand names: Agpro Green Glyphosate 360, Rainbow & Brown Glyphosate, Roundup®Renew, Roundup®360 pro, WeedMaster G360.

Herbicide Gel (Glyphosate 120) – Brand names: AGPRO Glyphosate Gel, Cut 'N' Paste Original, Weed Weapon Invade Gel.

Herbicide Gel (Glyphosate 240) – Brand names: Cut 'N' Paste Bamboo Buster

Herbicide Gel (Glyphosate 450) – Brand names: Cut 'N' Paste Glimax™ Professional

Herbicide Gel (Picloram) – Brand names: AGPRO Picloram Gel, Cut 'N' Paste Picloram, Triumph Gel, Vigilant™II.

Herbicide Gel (Metsulfuron-Methyl) – Brand names: Cut 'N' Paste Met Gel.

Metsulfuron-Methyl 600 – Brand names: Agpro Meturon®, Associate®600WDG, Eradicate 600, Escort®, Mustang®, Rainbow & Brown MSF600.

Triclopyr 600 EC – Brand names: Agpro Triclopyr 600, Brush Off®, Eliminate, Grazon®, Rainbow & Brown Triclo Herbicide, Scrubcutter®

Tordon® Brushkiller XT – contains Picloram and Triclopyr.

X Tree Wet & Dry® Basal herbicide – contains Triclopyr and Biodiesel.

Penetrant – Sticking or wetting agent that assists the potency of herbicides. Brand name: Pulse.

Disclaimer

Information in this fact sheet regarding herbicide does not necessarily appear on the labels of the products concerned. Tasman District and Nelson City Councils do not accept liability for any damage to any person, property or thing that may arise from use of chemicals at non-standard rates. Mention of product trade names implies neither endorsement of those products nor criticism, of similar products not mentioned.

Helpful websites

Weed Busters: www.weedbusters.org.nz/weed-information/weed-list

Auckland Council Pest Plants identification: www.aucklandcouncil.govt.nz/environment/plants-animals/pests-weeds/pages/identify-weeds.aspx

Agpro, Agrochemicals: www.agpro.co.nz

Rainbow & Brown, Herbicides: www.rainbowbrown.co.nz/herbicides

Cut 'N' Paste: www.cutnpaste.co.nz

Explanations

NPPA Pest Plant: National Pest Plant Accord. Has a list of pest plants banned from sale or propagation throughout New Zealand and is administered by Ministry for Primary Industries.



Timing: Herbicides are more potent when they are applied to actively growing shrubs during spring and summer.

Water PH: When mixing water with herbicides, use community supply or stream water. Rain water may be too acidic and will inhibit herbicide potency.

Herbicide supplies: These are sold locally at garden centres and farm supply businesses.

Contact your local Biosecurity Officer:

 **tasman** district council | Te Kaunihera o **te tai o Aorere**

03 543 8400 • info@tasman.govt.nz
tasman.govt.nz

 **Nelson** City Council | Te Kaunihera o **Whakatū**

03 546 0200 • enquiry@ncc.govt.nz
nelson.govt.nz

Printed: 06/23